



Description

The BT 24V Eco bar in polycarbonate ensures greater safety for users.

The standard version with 3.6 ± 0.2 W/meter for places with high luminosity needs.

Simple installation with the application of fixture clips or embedded directly on the surface.

Margin of the color temperature 3 SDCM having as reference the center of the MacAdam ellipse centered on the curve of the black body locus according to ANSI C78.377: 2011.

Energy class A +.

The LEDs comply the EN62471 eye safety classified in Risk Group 1.

Polycarbonate lens in two versions, transparent (clear) and diffuse (frost), meets food rule, food contact FDA 21CFR 177.1580 and European rule (EU) No 10/2011.

Flexibility of sizes, 9cm to 200cm.

Product Benefits

Luminous Depreciation / Useful lifetime - An average lifespan of 60 thousand hours in L70.

High efficiency, low power consumption and low operating voltage.

New possibilities for lighting design.

High luminous efficiency.

Size flexibility.

Less environmental impacts throughout the life cycle.

The increased LED efficiency, more lumens per Watt, allows us, in the future, to remanufacture the LED Bar if profitable, both financial and luminotechnically;

Ability to repair of LED bar lamps, during the entire useful time;

The re-manufacturing and repairability of LED light bulbs guarantees us a better return in investments and a commitment to the environment.

Technical Features:

Power source	Class II constant voltage external LED drive power supply
Voltage	24 ± 3 V DC
Current	240 mA
Power	5.8 ± 0.5 W
Useful Lifetime	60.000 hours (L70 - 55°C @ 65%H) *
Beam angle	$120 \pm 5^\circ$ **
Field angle	Clear: $135 \pm 5^\circ$ Frost: $180 \pm 5^\circ$ ***
Nr of LEDs	154 - SMD
Working Temp.	-20 to 40 °C
Isolation	Class III
Protection degree	IP64
Lumen maintenance	LM80 (Report available: LM-80 9000hrs)
Certificate	CE / RoHs

*Luminosity depreciation based on L70.

**Beam angle: 50% of maximum lum.

***Field angle: 10% of maximum lum.

Light Technical Data:

Reference	Description	Luminous flux (Lm)*	Efficiency (Lm/W)	Color Temp. (K)**	Color	CRI >	Lens Type
3217603212101YY00	LLED BT 24V 1760 WW303 HE ECO Clear	603	104	3045 ± 84	Warm	80	Clear
3217603212201YY00	LLED BT 24V 1760 WW303 HE ECO Frost	536	92	3045 ± 84	Warm	80	Frost
3217603412101YY00	LLED BT 24V 1760 WW403 HE ECO Clear	631	109	3986 ± 144	Neutral	80	Clear
3217603412201YY00	LLED BT 24V 1760 WW403 HE ECO Frost	561	97	3986 ± 144	Neutral	80	Frost
3217603612101YY00	LLED BT 24V 1760 WW573 HE ECO Clear	631	109	5668 ± 207	Cool	80	Clear
3217603612201YY00	LLED BT 24V 1760 WW573 HE ECO Frost	561	97	5668 ± 207	Cool	80	Frost
3217608412101YY00	LLED BT 24V 1760 AZ ECO Clear	111	19	Azul	-	0	Clear
3217608412201YY00	LLED BT 24V 1760 AZ ECO Frost	99	17	Azul	-	0	Frost

* Luminous flux $\pm 7.5\%$

** Other color temperatures available upon request



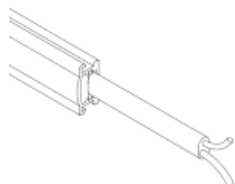
References Code:

The last six numbers are used to choose the options you desire.

01YY00

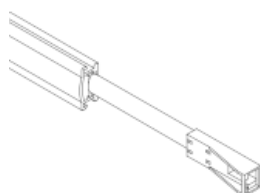
The YY refers to the cable type.

YY



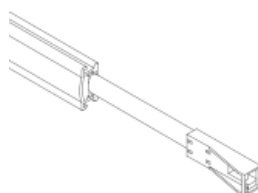
(-)

Ref:...01**0000**



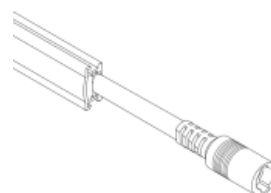
(ASQC2 0,05)

Ref:...01**0300**



(ASQC2 0,6)

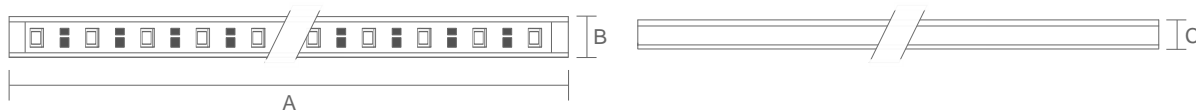
Ref:...01**0400**



(DCJ)

Ref:...01**0500**

Dimensions



A (mm)	B (mm)	C (mm)
1770	12.5	6.4

Options

We provide all professionals and non professionals with a huge installation flexibility of our LED Bars.

Give your lighting area a new look and design with 3 available finishing colours for the body lamp and 2 types of lens polycarbonate.

Fixed or rotating docking.

Huge connection flexibility.

Options: Body

We provide 3 finishing jobs for the bar body, that allows for a new look and design when using our LED bars.



Polycarbonate

Options: Cover

We provide 2 types of polycarbonate, clear and frost.



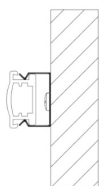
Clear cover



Frost cover

Options: Metallic Fixture

We provide 4 types of docking, rotating so the bar can be oriented, fixed @ 45°, fixed @ 180° and fixed @ 180° with extra 45°. Available in PVC, fixing at 180°, 45° and on corners.



180° Fix clip

Options: Connection

For greater installation flexibility of our LED bars, we provide bars with the following characteristics:

Cable input, connector input.

Cable input and connector output and conector input and conector output, so other LED bars can be interconnected.



Top Input cable
(STopo)



Top Input cable with ASQC2 connector
(ASQC2)