

## Description

The LED bar is intended to create a new lighting concept and greatly reduce energy consumption. Color temperature tolerance of 3 SDCM MacAdam ellipse, according to ANSI C78.377: 2011.

A+ Energy class.

The LEDs meet the Eye safety standard EN62471 classified in RG-1.

The polycarbonate bar lens meets the food safety standards for FDA 21CFR 177.1580 and the European standard (EU) No. 10/2011.

A great flexibility of sizes, (10cm to 225cm) allows to adapt the sizes and luminosity to each project.

With easy installation, allows the use of individual bars for each of the sizes and or join several bars in a continuous line so that the space is suitably illuminated.

## Product Benefits

Luminous Depreciation / Useful lifetime - An average lifespan of 60 thousand hours in L70.

Energy saving - above 60% is foreseen comparing with traditional T8 fluorescent lamps.

High efficiency, low power consumption and low operating voltage.

New possibilities for lighting design.

High luminous efficiency.

Size flexibility.

Less environmental impacts throughout the life cycle.

The increased LED efficiency, more lumens per Watt, allows us, in the future, to remanufacture the LED Bar if profitable, both financial and luminotechnically;

Ability to repair of LED bar lamps, during the entire useful time;

The re-manufacturing and reparability of LED light bulbs guarantees us a better return in investments and a commitment to the environment.

## Technical Features:

Power source	Class II constant voltage external LED drive power supply
Voltage	24 ± 3 V DC
Current	630 mA
Power	15 ± 0.5 W
Useful Lifetime	60.000 hours (L70 - 55°C @ 65%H) *
Beam angle	120 ± 5° **
Field angle	Clear: 135 ± 5° Frost: 195 ± 5° ***
Nr of LEDs	180 - SMD
Working Temp.	-20 to 40 °C
Isolation	Class III
Protection degree	IP42
Lumen maintenance	LM80 (Report available: <a href="#">LM-80 9000hrs</a> )
Certificate	CE / RoHs

\*Luminosity depreciation based on L70.

\*\*Beam angle: 50% of maximum lum.

\*\*\*Field angle: 10% of maximum lum.

## Light Technical Data:

Reference	Description	Luminous flux (Lm)*	Efficiency (Lm/W)	Color Temp. (K)**	Color	CRI >	Lens Type
11112532111	LLED Barra 24V 115 WW303 HE Clear	1845	123	3045 ± 84	Warm	80	Clear
11112532112	LLED Barra 24V 115 WW303 HE Frost	1584	106	3045 ± 84	Warm	80	Frost
11112534111	LLED Barra 24V 115 NW403 HE Clear	1930	129	3986 ± 144	Neutral	80	Clear
11112534112	LLED Barra 24V 115 NW403 HE Frost	1657	110	3986 ± 144	Neutral	80	Frost
11112525111	LLED Barra 24V 115 CW503 Clear	1845	123	5029 ± 186	Cool	80	Clear
11112525112	LLED Barra 24V 115 CW503 Frost	1584	106	5029 ± 186	Cool	80	Frost
11112536111	LLED Barra 24V 115 CW573 HE Clear	1930	129	5668 ± 207	Cool	80	Clear
11112536112	LLED Barra 24V 115 CW573 HE Frost	1657	110	5668 ± 207	Cool	80	Frost
11112527111	LLED Barra 24V 115 CW653 Clear	1845	123	6536 ± 279	Cool	80	Clear
11112527112	LLED Barra 24V 115 CW653 Frost	1584	106	6536 ± 279	Cool	80	Frost

\* Luminous flux ± 7.5%

\*\* Other color temperatures available upon request



## References Code:

The last six numbers are used to choose the options you desire.

### XXYYZZ

The XX refers to the body option.

The YY corresponds if the product have connectors.

The ZZ refers to the cable type.

### XX

Natural Aluminum | Ref:...01YYZZ

Chocolate Aluminum | Ref:...03YYZZ

White Aluminum | Ref:...02YYZZ

### YY



(STOPO) Top Input cable

Ref:...XX01ZZ



(1C2P STOPO) Top Input cable output connector

Ref:...XX08ZZ



(1C2P) Male connector input

Ref:...XX04ZZ



(1C2P) Male connector input female connector output

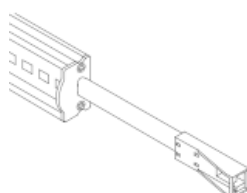
Ref:...XX06ZZ

### ZZ



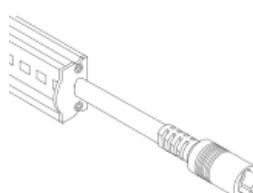
(-)

Ref:...XXYY00



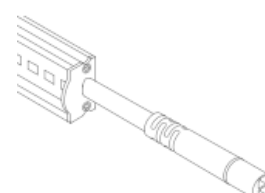
(ASQC2)

Ref:...XXYY27



(DCJ)

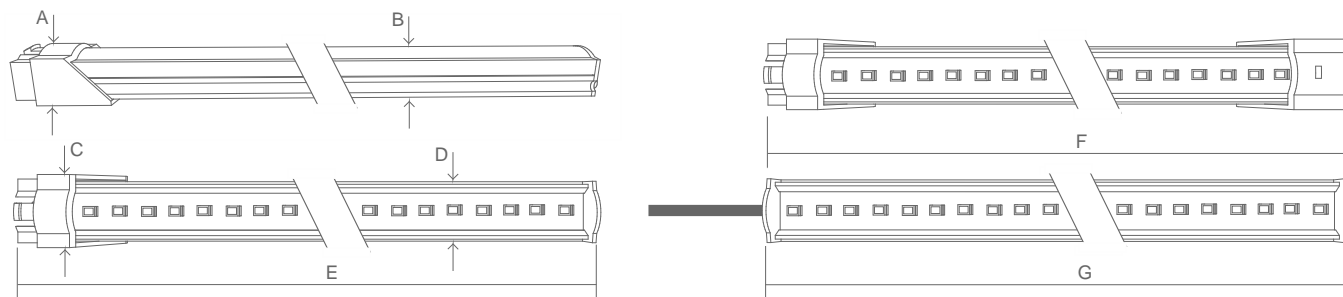
Ref:...XXYY25



(DC24)

Ref:...XXYY42

## Dimensions

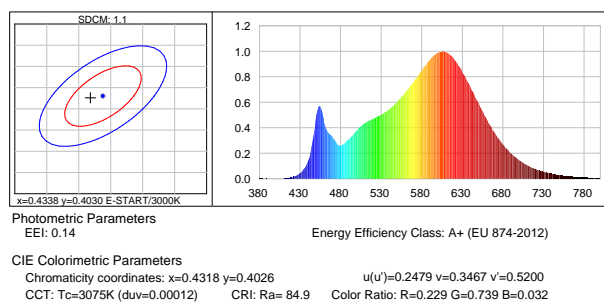


A (mm)	B (mm)	C (mm)	D (mm)	E (mm)	F (mm)	G (mm)
15	12	20	17	1144	1160	1129

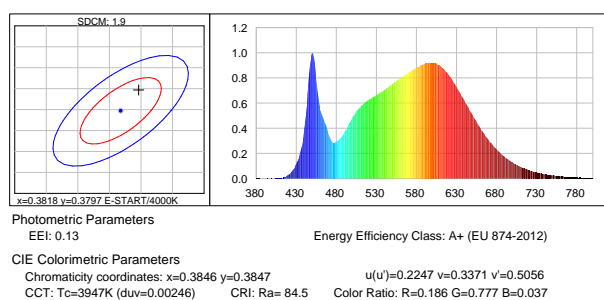
## CCT (Color temperature)

Color temperature tolerance of 3 SDCM MacAdam ellipses, defined by ANSI C78.377:2011

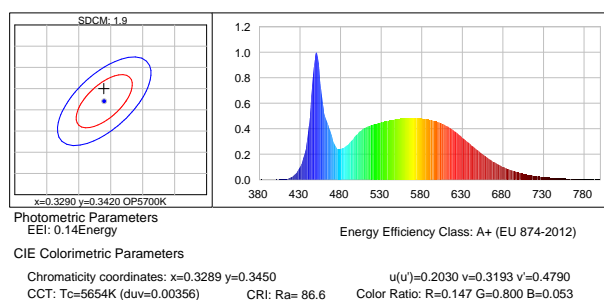
### Warm white 3000K 3SDCM



### Neutral white 4000K 3SDCM



### Cool white 5700K 3SDCM



## Options

We provide all professionals and non professionals with a huge installation flexibility of our LED Bars.

Give your lighting area a new look and design with 3 available finishing colours for the body lamp and 2 types of lens polycarbonate.

Fixed or rotating docking.

Huge connection flexibility.

### Options: Body

We provide 3 finishing jobs for the bar body, that allows for a new look and design when using our LED bars.



Natural Aluminum



Chocolate Aluminum



White Aluminum



Polycarbonate

### Options: Cover

We provide 2 types of polycarbonate, clear and frost.



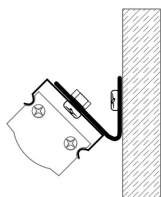
Clear cover



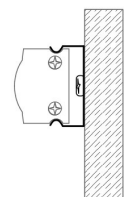
Frost cover

### Options: Metallic Fixture

We provide 4 types of docking, rotating so the bar can be oriented, fixed @ 45°, fixed @ 180° and fixed @ 180° with extra 45°. Available in PVC, fixing at 180°, 45° and on corners.



Clip 180° (45° extra)



180° Fix clip



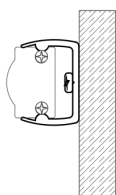
45° Fix clip



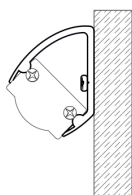
Rotating clip

### Options: Pvc Fixture

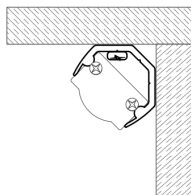
We provide 4 types of docking, rotating so the bar can be oriented, fixed @ 45°, fixed @ 180° and fixed @ 180° with extra 45°. Available in PVC, fixing at 180°, 45° and on corners.



180° PVC clip



45° PVC clip



Corner PVC clip

## Options: Connection

For greater installation flexibility of our LED bars, we provide bars with the following characteristics:

Cable input, connector input.

Cable input and connector output and connector input and connector output, so other LED bars can be interconnected.



Top Input cable  
(STopo)



Top Input cable output connector  
(1C2P STopo)



Male connector input  
(1C2P)



Male connector input female connector output  
(2C2P)



Top Input cable with ASQC2 connector  
(ASQC2)