

Description

The 24V Eco LED Bars, just like our 24V LED Bars, aims to create a new lighting concept and considerably reduce even more energy consumptions than previous versions.

Color temperature tolerance of 3 SDCM MacAdam ellipses, defined by ANSI C78.377:2011

Energy Efficiency Class: A+ (EU 874-2012)

LEDs are classified as Risk Group 1 according standard EN62471 Photobiological Safety of Lamps and Lamp Systems.

Our polycarbonate lens meets the standard for Food contact FDA 21CFR 177.1580 and (EU) No. 10/2011 for European Union

A great flexibility of sizes, (10cm to 220cm) allows to adapt the sizes and luminosity to each project.

With easy installation, allows the use of individual bars for each of the sizes and or join several bars in a continuous line so that the space is suitably illuminated.

Product Benefits

Lumen depreciation / useful lifetime - Have an average useful lifetime of 60.000 hours on L70;

Energy savings - Above 75% of predicted savings. High efficiency, low energy consumption and works on low voltage;

New lamp design possibilities;

Less ambiental impact throughout it's life cycle.

The LED efficiency increase allows us to re-manufacture the LED Bars.

That increase in efficiency and more lumens per watt allows us to re-manufacture the LED Bars in the future, if it is profitable luminotechnically and financially;

Repair possibility of LED Bar lamps during it's useful lifetime;

The re-manufacture and repair of LED Bar lamps, grants us an higher balance in investments and a better commitment with the environment.

Technical Features:

Power source	Class II constant voltage external LED drive power supply
Voltage	24 ± 3 V DC
Current	840 mA
Power	20.2 ± 1W
Useful Lifetime	60.000 hours (L70 - 55°C @ 65%H) *
Beam angle	120 ± 5° **
Field angle	Clear: 135 ± 5° Frost: 195 ± 5° ***
Nr of LEDs	168 - SMD
Working Temp.	-20 to 40 °C
Isolation	Class III
Protection degree	IP42
Lumen maintenance	LM80 (Report available: LM-80 9000hrs)
Certificate	CE / RoHs

*Luminosity depreciation based on L70.

**Beam angle: 50% of maximum lum.

***Field angle: 10% of maximum lum.

Light Technical Data:

Reference	Description	Luminous flux (Lm)*	Efficiency (Lm/W)	Color Temp. (K)**	Color	CRI >	Lens Type
11210032151	LLED Barra 24V 210 WW303 HE ECO DL Clear	1919	95	3045 ± 84	Warm	80	Clear
11210032152	LLED Barra 24V 210 WW303 HE ECO DL Frost	1587	79	3045 ± 84	Warm	80	Frost
11210034151	LLED Barra 24V 210 NW403 HE ECO DL Clear	2007	99	3986 ± 144	Neutral	80	Clear
11210034152	LLED Barra 24V 210 NW403 HE ECO DL Frost	1661	82	3986 ± 144	Neutral	80	Frost
11210025151	LLED Barra 24V 210 CW503 ECO DL Clear	1919	95	5029 ± 186	Cool	80	Clear
11210025152	LLED Barra 24V 210 CW503 ECO DL Frost	1587	79	5029 ± 186	Cool	80	Frost
11210036151	LLED Barra 24V 210 CW573 HE ECO DL Clear	2007	99	5668 ± 207	Cool	80	Clear
11210036152	LLED Barra 24V 210 CW573 HE ECO DL Frost	1661	82	5668 ± 207	Cool	80	Frost
11210027151	LLED Barra 24V 210 CW653 ECO DL Clear	1919	95	6536 ± 279	Cool	80	Clear
11210027152	LLED Barra 24V 210 CW653 ECO DL Frost	1587	79	6536 ± 279	Cool	80	Frost

* Luminous flux ± 7.5%

** Other color temperatures available upon request



References Code:

The last six numbers are used to choose the options you desire.

XXYYZZ

The XX refers to the body option.

The YY corresponds if the product have connectors.

The ZZ refers to the cable type.

XX

Natural Aluminum | Ref:...01YYZZ

Chocolate Aluminum | Ref:...03YYZZ

White Aluminum | Ref:...02YYZZ

YY



(STOPO) Top Input cable

Ref:...XX01ZZ



(1C2P STOPO) Top Input cable output connector

Ref:...XX08ZZ



(1C2P) Male connector input

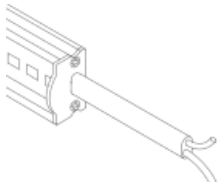
Ref:...XX04ZZ



(1C2P) Male connector input female connector output

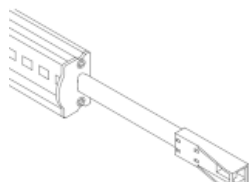
Ref:...XX06ZZ

ZZ



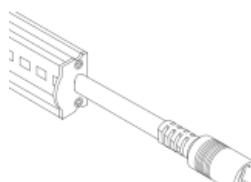
(-)

Ref:...XXYY00



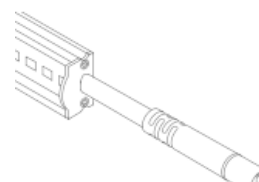
(ASQC2)

Ref:...XXYY27



(DCJ)

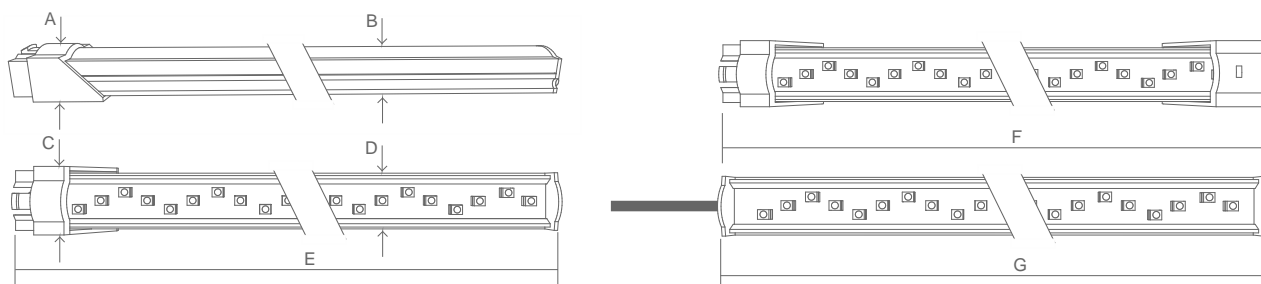
Ref:...XXYY25



(DC24)

Ref:...XXYY42

Dimensions



A (mm)	B (mm)	C (mm)	D (mm)	E (mm)	F (mm)	G (mm)
15	12	20	17	2119	2135	2104

CCT (Color temperature)

Color temperature tolerance of 3 SDCM MacAdam ellipses, defined by ANSI C78.377:2011

Cool white 6500K 3SDCM



Photometric Parameters

EEL: 0.15 Energy Efficiency Class: A+ (EU 874-2012)

CIE Colorimetric Parameters

Chromaticity coordinates: $x=0.3154$ $y=0.3330$ $u(u')=0.1982$ $v=0.3139$ $v'=0.4709$

CCT: $T_c=6338K$ ($duv=0.00393$) CRI: $R_a=87.4$ Color Ratio: $R=0.140$ $G=0.803$ $B=0.057$

Options

We provide all professionals and non professionals with a huge installation flexibility of our LED Bars.

Give your lighting area a new look and design with 3 available finishing colours for the body lamp and 2 types of lens polycarbonate.

Fixed or rotating docking.

Huge connection flexibility.

Options: Body

We provide 3 finishing jobs for the bar body, that allows for a new look and design when using our LED bars.



Natural Aluminum



Chocolate Aluminum



White Aluminum



Polycarbonate

Options: Cover

We provide 2 types of polycarbonate, clear and frost.



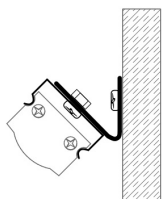
Clear cover



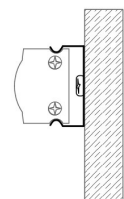
Frost cover

Options: Metallic Fixture

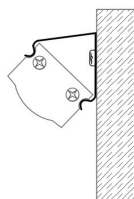
We provide 4 types of docking, rotating so the bar can be oriented, fixed @ 45°, fixed @ 180° and fixed @ 180° with extra 45°. Available in PVC, fixing at 180°, 45° and on corners.



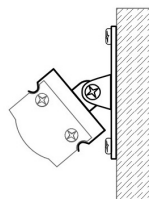
Clip 180° (45° extra)



180° Fix clip



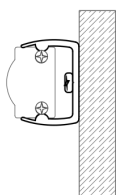
45° Fix clip



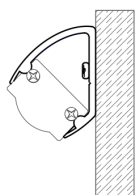
Rotating clip

Options: Pvc Fixture

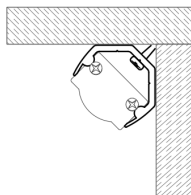
We provide 4 types of docking, rotating so the bar can be oriented, fixed @ 45°, fixed @ 180° and fixed @ 180° with extra 45°. Available in PVC, fixing at 180°, 45° and on corners.



180° PVC clip



45° PVC clip



Corner PVC clip

Options: Connection

For greater installation flexibility of our LED bars, we provide bars with the following characteristics:

Cable input, connector input.

Cable input and connector output and connector input and connector output, so other LED bars can be interconnected.



Top Input cable
(STopo)



Top Input cable output connector
(1C2P STopo)



Male connector input
(1C2P)



Male connector input female connector output
(2C2P)



Top Input cable with ASQC2 connector
(ASQC2)